

# M ORCHID S

# ORCHID

# newsletter



A newsletter for the members of the Maryland Orchid Society

January 2007

## president's message

I hope you all had a wonderful holiday, stayed healthy and enjoyed the mild weather this past month! I am still working in the garden when the sun shines – trying to keep the weeds from getting ahead of me...which seems very strange at this time of year.

The December meeting/holiday party was a great success thanks to Barbara Buck and all of you who contributed delicious food for the table. (See photos on page 3.) We had a handsome and well populated show table, Joe Dockman had the new membership rosters available for pick up and there were some nice plants on the auction table. Gary Smith and Bill Ellis reported on the Auction and gave out a small orchid plant to everyone who helped out on November 25.

Our librarian, Anne Minkowski, with the help of Harriet Quandt, has reorganized the library cabinet so that the books are more easily seen/found and we will have space for some new books. We hope this will encourage our members to use the library more frequently!

This month we will have a quarterly board meeting/show committee meeting on Thursday, January 11 at 6:30 p.m. at my house (call for directions) and our monthly meeting on Thursday, January 18.

Ann

## Ken Meier to Speak on *Orchids of Ecuador*

Ken works for Verizon installing and maintaining fiber optic networks for state-of-the-art broadcast video circuits. In his spare time he grows orchids, runs a small internet orchid business and serves as an AOS Judge. Most recently we saw him as an auctioneer for our 2006 Auction.



Ecuador has a wide range of habitats ranging from desert to tropical rain forest, each rich in orchids. Ken will take us on a virtual tour of many of these habitats and introduce us to many of the orchids found there. Come join the fun and visit the *Orchids of Ecuador* without leaving Baltimore!

For his vacations Ken travels to exotic places to study orchids in their native habitats. He has traveled to Brazil, Thailand and most recently to Ecuador and Peru.



## Next General Meeting

January 18, 2007

7:00 p.m. Show table setup  
7:15 p.m. Beginners' corner  
7:30 p.m. Judging begins  
8:00 p.m. Meeting begins  
8:15 p.m. Program begins

The Maryland Orchid Society meets at the First Christian Church Hall,  
5802 Roland Avenue, Baltimore MD.

## Next Board Meeting

January 11, 2007 at 6:30 p.m. at Ann and Lee Lundy's house.  
All members are welcome to attend.

# show table > dec. 2006

## Novice

1. Lc. Angel Heart 'Nora' – Mary Chiu
2. Paph. (*primulinum* X Yosemite Moon) – Don Forester

## Home Grown

1. Cym. Sweetheart – Nancy Duggan
2. Lyc. (*skinneri* X *lassioglossa*) – Dr. Eric Wiles
3. Tie Paph. (James Bacon X Greyii) – Mark Robbins  
Lyc. *lassioglossa* – Bill Ellis  
Paph. Hsinying Silver Charm 'River's End' HCC/AOS – The Adams

## Greenhouse Under 200 Square Feet

1. Rhynchostylis Hybrid – Les Kirkegaard
2. C. Chocolate Drop – Craig Taborsky
3. Paph. Macabre – Lou Vadorsky

## Greenhouse Over 200 Square Feet

1. L. *anceps* var. *alba* 'Frosty' – David Smith
2. Ang. Edurnum – Barry Woolf
3. Den. Wonder Nishii – Cy Swett

## Cattleya Alliance

1. C. *perciviliana* 'Summit' FCC/AOS – Craig Taborsky
2. Lc. Puppy Love 'True Beauty' HCC/AOS – Les Kirkegaard
3. Tie C. Chocolate Drop 'Kodama' – Barry Woolf  
Slc. Deborah Off 'Mill Pond' HCC/AOS – David Smith

## Phalaenopsis Alliance

1. Phal. Cassandra – Mark Robbins
2. Phal. *equestris* – Dr. Eric Wiles

## Oncidium Alliance

1. Onc. *ornithorhynchum* – Barry Woolf
2. Bllra. Marfich 'Howard's Dream' AM/AOS – Cy Swett
3. Colm. Wildcat – Clark Riley

## Paphiopedilum and Phragmipedium

1. Paph. Rosy Dawn – David Smith
2. Tie Paph. Sugar Suite – Mark Robbins  
Paph. W.R. Lee – Barry Woolf
3. Paph. *lowii* – Dr. Eric Wiles



Rhynchostylis Hybrid – Les Kirkegaard



Lc. Angel Heart 'Nora' – Mary Chiu

## Miscellaneous Hybrids

1. Lyc. Concentration 'Santa Barbara' AM/AOS – Barry Woolf
2. Cyc. (*chlorochilon* X Jumbo Mickey) – Dr. Eric Wiles
3. Den. Nora Tokunaga – David Smith

## Species

1. Den. *laevifolium* – Bill Scharf
2. Onc. *hypermaticum* – Barry Woolf
3. Tie Onc. *toachicum* – David Smith  
Pna. *herreriae* – Cy Swett

## Miniature

1. Epi. *porpax* var. *alba* 'Harford' CHM/AOS – Bill Scharf
2. Soph. *cernua* – David Smith
3. Masd. Geneva Spots – Dr. Eric Wiles

## First Bloom Seedling

1. Paph. (Springtree X J.M. Black) – Mark Robbins

2. Coelia *bella* – Barry Woolf
3. Rhy. *retusa* – Dr. Eric Wiles

## Fragrance

1. Zygo. Red Vale – Barry Woolf
2. Zygo. Mackayii – Cy Swett
3. Tie Pes. *dayana* var. *rhodocra* – The Lundys  
Cattleya Hybrid – Norma Lynch


The Judges Choice of the Evening was Epi. *porpax* var. *alba* 'Harford' CHM/AOS, exhibited by Bill Scharf. The judges were Marilyn Lauffer, Bob Travers and Gary Smith. There were 131 plants on the show table!



Paph. W.R. Lee – Barry Woolf

See more photos of show table winners and other plants on the next page.

Cyc. (*chlorochilon* X Jumbo Mickey) – Dr. Eric Wiles





# holiday party > dec. 2006



*C. perciviliana* 'Summit' FCC/AOS – Craig Taborsky



*Paph.* Pinocchio -Bill Soyke



*C.* Chocolate Drop -Craig Taborsky



*Lycaste* Concentration 'Santa Barbara' AM/AOS  
-Barry Woolf

## Sign Up Now to Help with 2007 Maryland Orchid Society Show

The Show is truly just around the corner—March 9-11. We have a great theme for all the exhibitors to work with—Orchids Around the World – so start planning your exhibit now.

We will need lots of help to make the show another success. Please sign up at the January meeting to help whenever you can. Some of the areas to volunteer include, boxing plants, checking plants in the Plant Check area, helping in the sales area and answering questions from the many orchid shoppers. We also need help in setting up the staging for the show as well as clerking the day of judging. This is a great opportunity to get to know your fellow Society members and have some fun. If you have any questions about working at the show, just ask Ann Lundy, Gary Smith or Bill Scharf.

We also have several awards that are not sponsored at this point. These include:

- ☒ Best Plant in Dendrobium Alliance-Commercial
- ☒ Best Plant in Oncidium Alliance-Commercial
- ☒ Best Epidendrum in Show-Commercial
- ☒ Best Miniature in Show-Commercial
- ☒ Best Exhibit in Division III - Education
- ☒ Best Plant in Pleurothallid Alliance-Hobbyist
- ☒ Best Plant in Pleurothallid Alliance-Commercial

Please see Bill Scharf, Lorie Lee Young or David Smith about sponsoring these awards.

Don't forget the banquet that takes place on Thursday March, 8th, look for your invitation soon.

Look for the sign up sheets at the January meeting and plan on helping; you'll be glad you did.

# Q&A


Got a *Cattleya* with cooties or a creeping crud you can't identify? Is your *Tolumnia* not replying to your TLC? Maybe you have a plant for which you can't seem to find the proper nomenclature. This month the *MOS Newsletter* team offers a column including answers to any questions you might have about orchids. If you have questions regarding orchid care, culture, cooties or just general questions please email Laura Sobelman and she will forward it to our "experts" who will give you suggestions. Even better if you have a photo illustrating the question.

**Q.** My *Phal* has rough white spots on the leaves that look like >>> they are affecting the leaf tissue. Can you identify what this could be and if it is detrimental to the plant's health? See attached photos.  
~ Laura Sobelman



**A.** The spots on the *Phalaenopsis* are callus tissue which formed as a result of some kind of mechanical injury, probably during a period of active growth and do not affect the health of the plant.

**Q.** My *Oncidium* Sharry Baby has brown, >>> withering leaf tips and a few brown spots on the leaves. Is this normal or is the plant failing? See attached photos.  
~ Laura Sobelman



**A.** The dried and browned leaf tips result from aging and maybe a period when it was too dry or hot and is not a severe problem. Possibly water a little more often and cut the tips off with sterile scissors.

Another possibility might be excessive salt accumulation. Many *Oncidiums* are salt sensitive. As a thin leaf plant, they usually take up and transpire more water than some stiffer leaved orchids. As water from the leaf veins is absorbed by the leaf cells, much of the salt dissolved in the water is left behind and concentrates in the leaf veins as the water moves along the leaf. As a result, excess salts tend to build up at the tips of the leaves. When excess salts accumulate, they can by osmosis, draw so much water from the surrounding cells that the cells at the end of the leaf die. This is leaf tip die back. Leaf tip die back is usually limited to older leaves since they have had more time to build up salts. While not attractive, it does not seem to overly hurt the plant. Try cutting down on salts in your irrigation water, i.e., less fertilizer, and/or try using rain or RO water for you salt-sensitive plants.



# orchid expressions

*This first in perhaps a series of short articles on orchid terminology describes a thought experiment to highlight a quintessential feature of orchids.*

Picture a lily flower. The pistil lies in the center of the flower surrounded by six stamens. Around these are three petals and then three sepals, alternately arranged. Now imagine that the lily flower is made of clay, allowing you to manipulate and reform the parts however you want. First, pluck off all but a couple of stamens leaving a few that lie in proximity to one of the sepals. Next, gently gather up the remaining stamens and begin pressing them together and into the side of the pistil opposite from the stamens you removed. We'll call this side the dorsal side. As you near the ends, draw out the ends of the stamens to be slightly longer than and in front of the tip of the pistil (stigma). Finally, orient both the anthers and the stigma so that they point down toward the petal opposite from the dorsal sepal. What you're left with is a

crude approximation of what botanists call a **gynostemium**<sup>1</sup> or sometimes a **gynandrium**<sup>2</sup>. We would simply call it a **column**. While there are a couple other plant groups whose flowers sport a column, orchids uniquely position the male and female parts on the ventral side and in opposition to a typically modified petal called a labellum or lip.

<sup>1</sup>From two Greek words for "woman" and "thread".

<sup>2</sup>From two Greek words for "woman" and "man"—a most appropriate description for an orchid column.

*Please provide feedback and suggestions for other articles to Gary Smith.*

## education corner

**T**he Education Corner for January will be about mounting small orchid plants on cork or other pieces of material.

David Smith will have pieces of cork, plants and other supplies on hand to carry out the project. Each person (max 15) will be able to mount their own. The available plant(s) will be *Epi. porpax* or *Encyclia polybulbon*. Each person will get their choice of one plant with which to work. Obviously the plant pieces will not be large, just enough to get the idea and in a few years have a decent sized plant.

Since the annual show is in March, next month, February, we will talk about entering an exhibit in the show for first time exhibitors. It is not difficult, only intimidating the first time. Eric Wiles has some insight into this because of his experiences with his first exhibit.



*Soph. cernua and Restrepia roseola*  
-David Smith

# great ideas

In the early 1990s, Ed Wright and Bill Tippit teamed to write and illustrate a popular column in the AOS's flagship publication. The series was dubbed "Great Ideas", and each column was exactly that -- delightful recipes for accomplishing tasks associated with becoming a better orchid grower ... or at least making life as a hands-on hobbyist a bit easier! We're pleased to present this article from the series in the September 1994 issue of the *American Orchid Society Bulletin*.

By Ed Wright and Bill Tippit

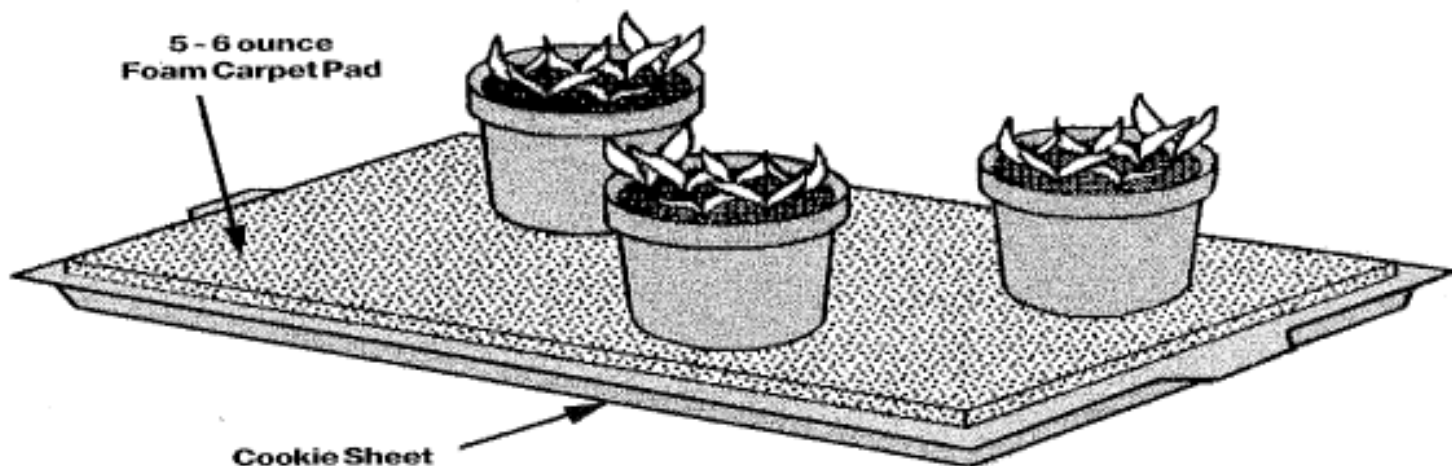
## Growing on the Magic Carpet

**R**ECENTLY, someone arrived at the greenhouse with a couple of trays of mixed 4-inch plants that they knew we wouldn't mind keeping for an orchid-society raffle. Naturally, we put them on the nearest bench and forgot about them. For some reason, this bench was partially covered with a scrap of urethane-foam carpet padding. Nobody seems to know why. At any rate, we put some of the plants on top of the carpet pad and some on the bare bench. By the time we found a new home for them, we were surprised to see the plants on the carpet pad had grown at a much faster rate than those on the bare bench. Same plants, many from the same cross, but the growth rate was remarkably superior for the padded plants. We then set up an area 3 x 19 feet, covered it with 5-ounce urethane carpet pad and covered that with 4-inch pots. Again, the growth rate was amazing.

A couple of cronies brought plants in and placed them on the magic carpet. Smaller plants and plants in baskets responded wonderfully. Larger plants did well but were less spectacular. A test area 6 x 6 feet devoted to mature phalaenopsis provided mixed results, but the blooms lasted up to twice as long as controls placed on plain benches. An especially rewarding test has been the use of carpet pad in a program at the San Antonio Botanical Gardens. There, we are trying to reestablish *Spiranthes parksii*, Texas' most endangered orchid species. Two of our 10 plants were placed on carpet pad and they have shown great improvement in growth and appear to be holding leaves longer than is normal for this species. We hope the extra leaf time will produce sufficient food for a great blooming and heavy seed set next autumn.

The under-lights crowd heard about the pad approach and came to look and talk orchids. We developed the setup

continued on next page



Above: A cookie sheet lined with a 5- to 6-ounce moistened foam carpet pad creates an environment that promotes better growth on orchids.

shown here, and a light-stand miracle occurred. Using an aluminum cookie sheet, we cut a piece of 5-ounce carpet pad (it should be this heavy to provide stability for the pots) to fit closely inside the slightly raised rim. The pad is soaked with water and then compots or other small pots are placed on the wet pad.

Where perlite and other granular material tends to drain water away from the surface, carpet pad wicks water to the surface to keep the local atmosphere humid. A small fan blowing gently across the surface will reduce temperature several degrees. The combination seems made in heaven for most small plants, even temperamental cool growers. With a little care for water management, cookie sheets contain the moisture and are easy to handle.

Carpet pad can be bought by the square yard in most home-improvement-store flooring shops; we paid \$1.69 a square yard for ours. No reason one could not salvage some from carpet installers — just be sure it is still firm and will support pots. This technique is too new for wide experience. What we've tried, we've liked for the most part so we're encouraged to share the idea. Hopefully, other users will send reports of their experience to the *AOS Bulletin* in the near future. □

**Ed Wright** won the 1993 Gordon W. Dillon/Richard C. Peterson Memorial Essay Contest. An avid orchid hobbyist, he is constantly creating innovative solutions for growing orchids. • 223 Larkwood Drive, San Antonio, Texas 78209. **Bill Tippit** is an active member of the Houston Orchid Society. He is especially interested in phalaenopsis, which he raises and hybridizes in his greenhouse. • 10030 Olympia, Houston, Texas 77042.



*Spiranthes parksii*



## Maryland Orchid Society

<b>Officers</b>	<b>Secretary</b>	<b>Committees</b>	<b>Show</b>	<b>Membership</b>	<b>Show Table</b>
<i>President</i> Ann Lundy 410-366-9365 aplundy@attglobal.net	Lori Lee-Young 410-833-6845 scuubadive@verizon.net	<i>Auction</i> Bill Ellis 410-549-1530 billellis@ellislist.com	Bill Scharf 717-244-3695 bscharf@mskpartners.com	Joe Dockman 410-377-2827 jdockman@comcast.net	Thomas McBride 410-661-4748 Tamchr1de@aol.com
<i>Vice-President</i> Gary Smith 410-374-5811 garysmith@qis.net	<i>Past President</i> Barry Woolf 410-879-1654 Woolfphoto1@comcast.net	Aaron Webb 410-235-4062 awebb71574@aol.com	<i>Sunshine</i> Hilda Sukman 410-332-1532 hrks1931@msn.com	<i>Newsletter</i> Laura Sobelman 410.363.1040 Sobelman@Comcast.net	<i>Hospitality</i> Yuko Ota 410-277-0677 yota@som.umaryland.edu
<i>Treasurer</i> David Smith 410-526-0179 fpsakes1@aol.com	<b>Directors</b> Aaron Webb 410-235-4062 awebb71574@aol.com	<i>Away Shows</i> Valerie Lowe 410-335-3522 vlowe@bcpl.net	<i>House</i> Bill Soyke 410-444-5465 Wsoyke@lifcbridgehealth.org	<i>Program</i> Barry Woolf/Ann Lundy	<i>AOS Representative</i> Bill Ellis 410-549-1530 billellis@ellislist.com
<i>Controller</i> Lee Lundy 410-366-9365 llundy@TydingsLaw.com	Eric Wiles 410-635-6023 winvet88@yahoo.com	<i>Education</i> David Smith 410-526-0179 fpsakes1@aol.com	<i>Library</i> Anne Minkowski 410-323-3020 saskakempa@verizon.net	<i>Refreshments</i> Barbara Buck 410-551-9374 BarbaraBuck@comcast.net	<i>Webmaster</i> Clark Riley 410-591-9201 DrRiley@aol.com

Visit us on the Web at [www.marylandorchids.org](http://www.marylandorchids.org)